




## PLATE BEVELLING MACHINE - HEAVY DUTY KBM-28®



KBM-28-100

KBM-28® Plate Edge Beveller -  
Heavy Duty - Portable - Self-Propelled - No Noise

KBM-28® Bevellers produce clean machined bevels with no thermal distortion on mild steel, stainless steel and aluminum plate from 5/16" (8.0 mm) to 2" (50.0 mm) thick. The KBM-28® automatically bevels the topside of the plate reducing time and cost. Savings are further enhanced when the KBM-28U® underside beveller is used in applications where both sides of the plate require beveling.

This portable plate beveller has an adjustable undercarriage for easy height adjustment. The KBM-28® units can be purchased with Gullco's exclusive adjustable height, self-aligning, spring-loaded caster wheel assembly for self-propelled beveling along any length of plate which helps to maintaining a uniform bevel and consistent root face. Sold separate

Angle Bevel Pins Enable Bevel Angle Adjustment ...  
KBM-28® units are supplied with angle bevel pin for 30°. 22 1/2°, 37 1/2°, 45° and 55° bevels angle pins sold separately. Pins for other bevel angles are available upon request.

### KBM-28®

...for bevelling the top-side  
of plate

### KBM-28U®


...for bevelling the under-side  
of plate

*Operates at 6.5 feet (2 meters) per minute*

WITH ADJUSTABLE BEVELLING HEAD TO PRODUCE BEVEL ANGLES 22 1/2° THROUGH 55°

**GULLCO**

GULLCO.COM





**KBM-28-080**

## HYDRAULIC ADJUSTABLE UNDERCARRIAGE

For easy height adjustment KBM-28® units can be supplied with two types of undercarriages. Both are supplied with Gullco exclusive self-aligning caster wheel assemblies for self-propelled bevelling along the length of the plate, maintaining a uniform bevel and consistent root face. Undercarriage sold separate

## KBM-28U® UNDERSIDE BEVELLER

The KBM-28U® is perfect for bevelling the underside of the plate without need for flipping the work piece over. In combination with the KBM-28® efficiency is greatly increased when bevelling both the top and bottom of the plate.



Maximum Bevel Width:	1.10" (28.00 mm) at standard 30° bevel angle on material with a tensile strength of 64,000 lb/in <sup>2</sup> (45 Kg/mm <sup>2</sup> )
Maximum Bevel Depth:	0.95" (24.2 mm) at standard 30° bevel angle on material with a tensile strength of 64,000 lb/in <sup>2</sup> (45 Kg/mm <sup>2</sup> )
Min. Plate Thickness:	5/16" (8.0 mm)
Max. Plate Thickness:	2" (50.0 mm)
Bevel Speed:	78.7" (200 cm) per minute*
Motor:	3 HP, 3 phase, available for 230, 460 and 575V~ at 60Hz and also 380 and 400/415V~ at 50Hz supply
Weight:	979 lbs. (444Kg.) including undercarriage assembly
Complies With:	C.S.A./N.R.T.L. (File # LR 35006-6) and C.E. Regulations

\* Top speed can vary depending on bevel depth, voltage and frequency fluctuation

KBM-28® can be supplied with the following standard equipment:

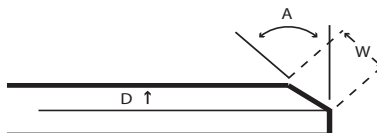
- 1- KBM-28-X1C Deep Tooth Cutter (medium cut)
- 1- Set Bevel Angle Pins for 22 1/2°, 37 1/2°, 45° and 55°
- 1- Tool Kit




Accessories available:

- KBM-28-X1C: Medium Tooth Cutter (smooth finish)
- KBM-28-X1H: High Tensile Cutter
- GBM-28 (Specify Degree Required): Angle Bevel Pins for angles other than those supplied as standard
- GBM-28-0.5: Cutter Shims
- GBM-28-1.0: Cutter Shims
- KBM-28-080: Hydraulic Undercarriage

## MAXIMUM RECOMMENDED BEVELLING CAPACITIES



BEVEL ANGLE	TENSILE STRENGTH					
	64,000 lbs/in <sup>2</sup> (45 kg/mm <sup>2</sup> )		71,000 lbs/in <sup>2</sup> (50 kg/mm <sup>2</sup> )		85,000 lbs/in <sup>2</sup> (60 kg/mm <sup>2</sup> )	
A	W	D	W	D	W	D
22 1/2°	1.10" (28 mm)	1.02" (26 mm)	1.02" (26 mm)	0.95" (24 mm)	0.91" (23 mm)	0.84" (21.3 mm)
30°	1.10" (28 mm)	0.95" (24.2 mm)	0.98" (25 mm)	0.85" (21.6 mm)	0.89" (22.5 mm)	0.77" (19.5 mm)
37 1/2°	1.06" (27 mm)	0.84" (21.4 mm)	0.98" (25 mm)	0.78" (19.8 mm)	0.83" (21 mm)	0.66" (16.7 mm)
45°	1.02" (26 mm)	0.72" (18.4 mm)	0.94" (24 mm)	0.67" (17 mm)	0.83" (21 mm)	0.58" (14.9 mm)
55°	0.98" (25 mm)	0.56" (14.3 mm)	0.91" (23 mm)	0.52" (13.2 mm)	0.83" (21 mm)	0.47" (12 mm)



KAT, KBM, MOGGY, KATBAK & SAM are registered trademarks of Gullco Enterprises Limited

Distributed by:

SPECIFICATIONS ARE SUBJECT TO CHANGE WITHOUT NOTICE. ALL DIMENSIONS ARE NOMINAL

**GULLCO**

### CANADA - GULLCO INTERNATIONAL LIMITED

Phone: 1-905-953-4140 Fax: 1-905-953-4138 e-mail: sales@gullco.com

### U.S.A - GULLCO INTERNATIONAL INC.

Phone: 1-440-439-8333 Fax: 1-234-808-4146 e-mail: ussales@gullco.com

### EUROPE - GULLCO INTERNATIONAL (U.K.) LIMITED

Phone: +44 1257-253579 Fax: +44 1257-254629 e-mail: uksales@gullco.com

### AUSTRALIA - GULLCO INTERNATIONAL PTY LIMITED

Phone: 61 (0)7 3348 5515 Fax: 61 (0)7 3348 5510 e-mail: ausales@gullco.com

### INDIA - GULLCO INTERNATIONAL INDIA PVT LIMITED

Phone: +91-20-2551-1433 Fax: +91-20-2551-1433 e-mail: indsales@gullco.com

### CHINA - GULLCO INTERNATIONAL SHANGHAI LIMITED

Phone: +8621-50460341 Fax: +8621-50463554 e-mail: c.zhang@gullco.com

### SINGAPORE - GULLCO INTERNATIONAL LIMITED

Phone: +65-9385-4468 e-mail: benny.lim@gullco.com

### LATIN AMERICA - GULLCO INTERNATIONAL LIMITED

Phone: 55-11-99485-1336 e-mail: rogerio.macedo@gullco.com

### GERMANY - ms gmbh Melchior Schweißtechnik

Phone: +49(0)173 5437722 Fax: +49(0)208 999 38-38 e-mail: christian.mertens@ms-gmbh.com

**GULLCO.COM**

KBM282204